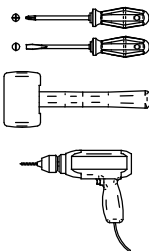





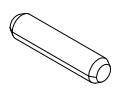
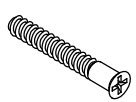
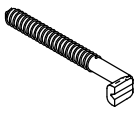

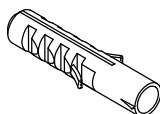
Montageanleitung
 Montážny návod
 Assembly instructions

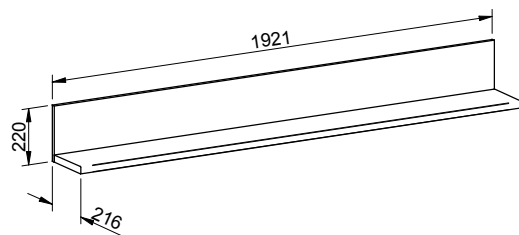
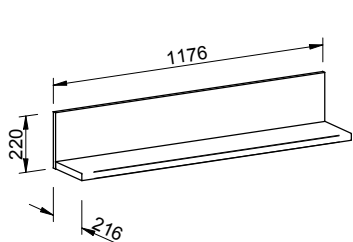
RONCO

Type/Typ **08,09**

MN 95/02

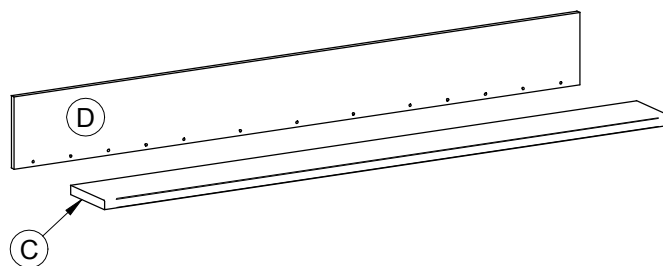
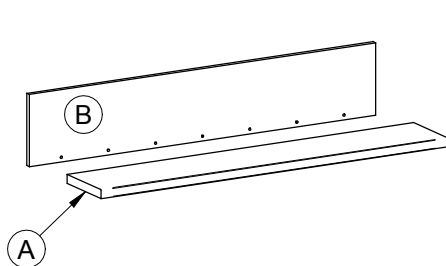


1		ø35 Type/Typ 08.....2 Type/Typ 09.....3
2		ø6,3x11 Type/Typ 08.....4 Type/Typ 09.....6
3		ø8x35 Type/Typ 08.....3 Type/Typ 09.....6
4		ø7x50 Type/Typ 08.....4 Type/Typ 09.....7
5		ø5x50 Type/Typ 08.....2 Type/Typ 09.....3
6	 	ø10x50 Type/Typ 08.....2 Type/Typ 09.....3

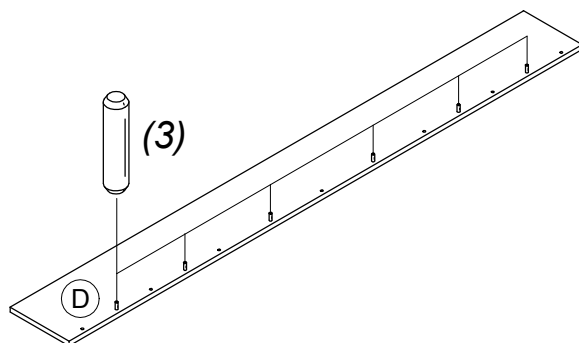
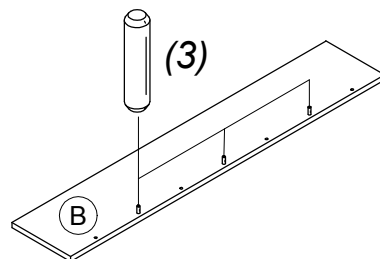
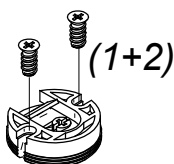
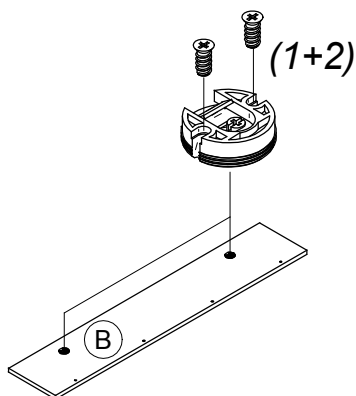
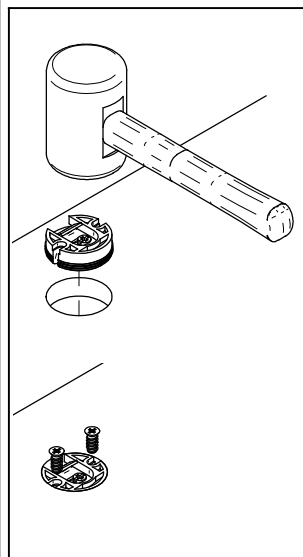


NICHT BEINHALTET IM BESCHLAGBEUTEL!
 NIE JE SÚČASŤOU KOVANIA!
 Not included in fittings bag!

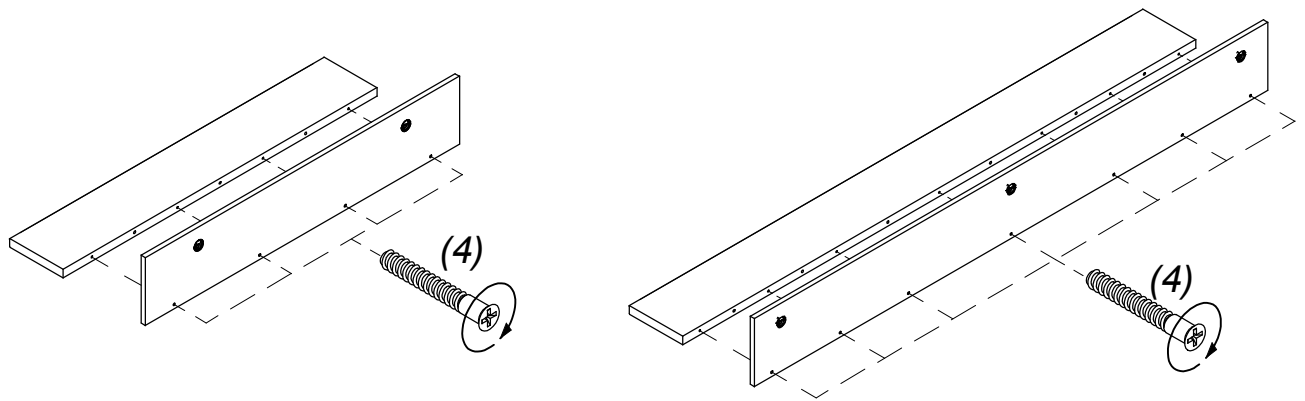
SERVISKARTE / SERVISNÁ KARTA / SERVICE CARD



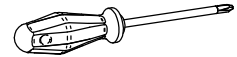
1



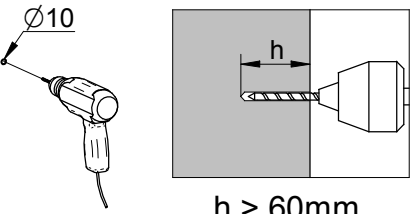
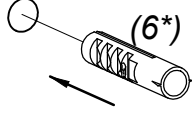
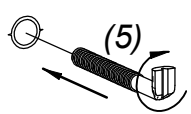
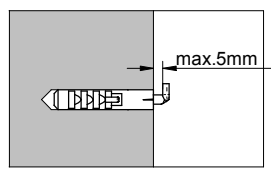
2



Achtung! Bitte nur Schraubenzieher zu verwenden, keinen Akkuschauber!
Pozor! Prosím skrutkujte manuálne, nie akuskrutkovačom.
Attention! Please, screw manually, dont use cordless screwdriver.



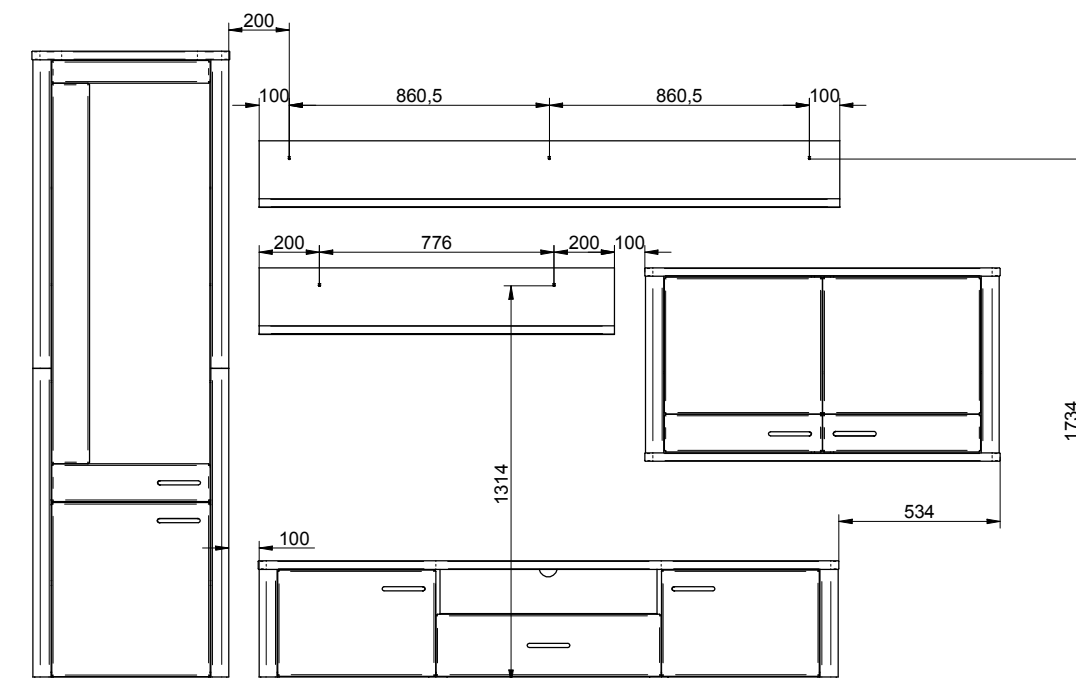
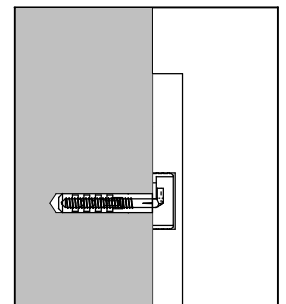
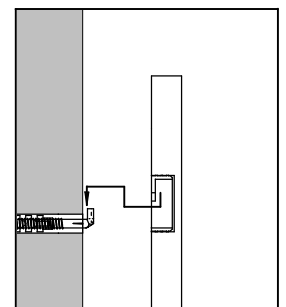
3

<p>I. </p>	<p>II. </p>
<p>III. </p>	<p>IV. </p>

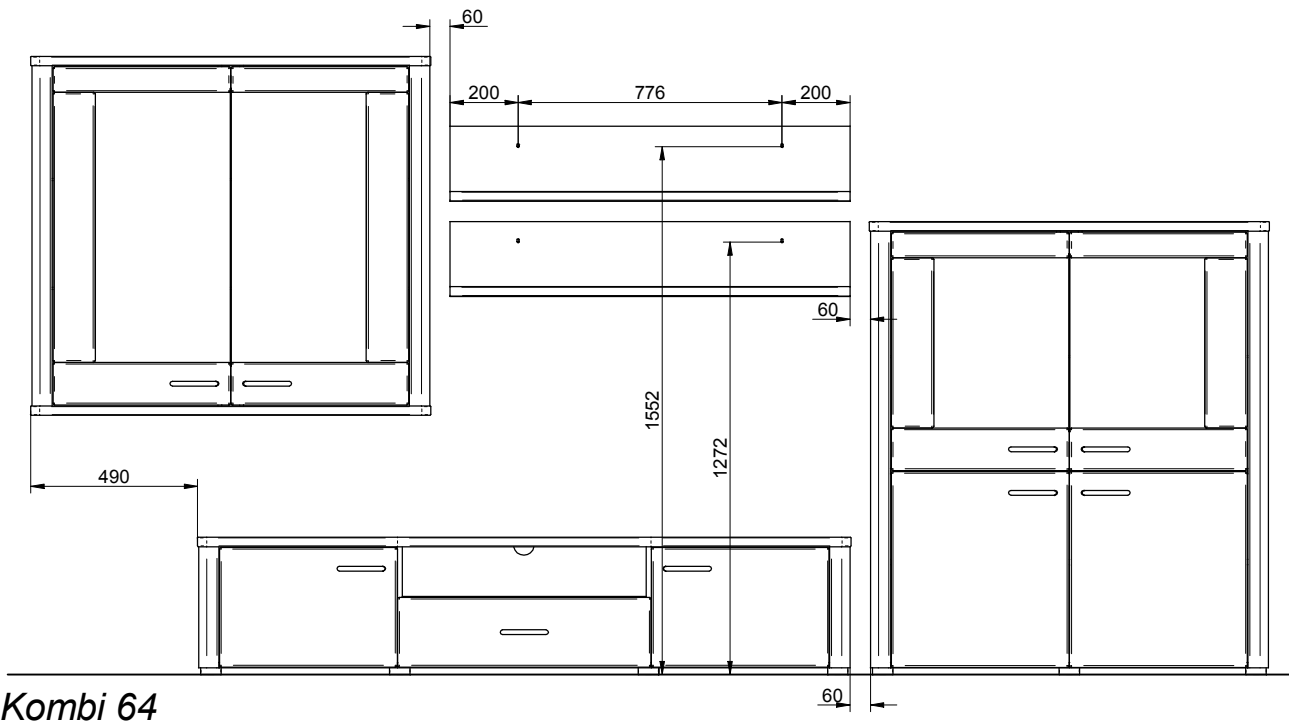
*Befestigungsdübel ist kein Bestandteil der Verpackung. Es ist nötig, einen geeigneten Dübel zu wählen, je nach der Tragfähigkeit und Zusammensetzung der Mauer, an die Schränke gehängt werden.
 Falls Sie sich nicht sicher sind, welcher Typ von Dübel Sie brauchen, nehmen Sie Kontakt mit dem nächsten Fachhandel auf.

*Upevňovacia hmoždinka nie je súčasťou balenia. Je nutné, zvoliť vhodnú hmoždinku vzhľadom na nosnosť a typ steny, na ktorú nábytok vešiáte.
 Ak nie ste si istý, aký druh hmoždinky potrebujete, kontaktujte najbližšie železiarstvo.

*Fixing dowel and screw are not included. Is necessary to choose suitable dowels and screws for wall, on which will be cabinets mounted (capacity and kind of wall). If you dont know which kind of screws or dowels do you need, contact your hardware store.

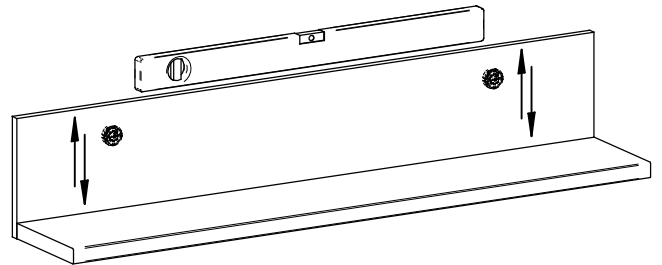
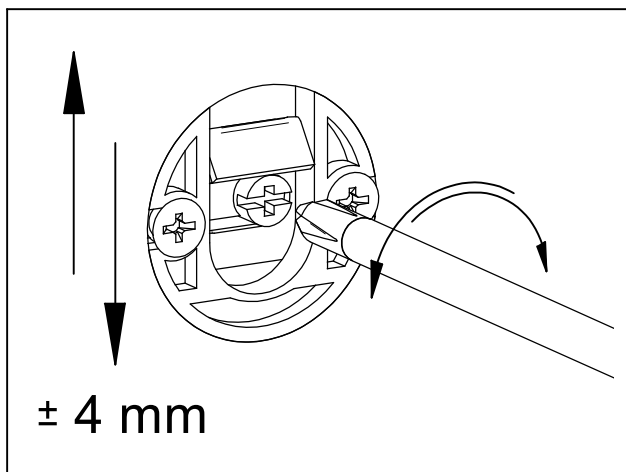


Kombi 62




Kombi 64

*Höheneinstellung / výškové nastavenie
/ height adjustment*




Type/Typ 08



max. 2kg

Type/Typ 09



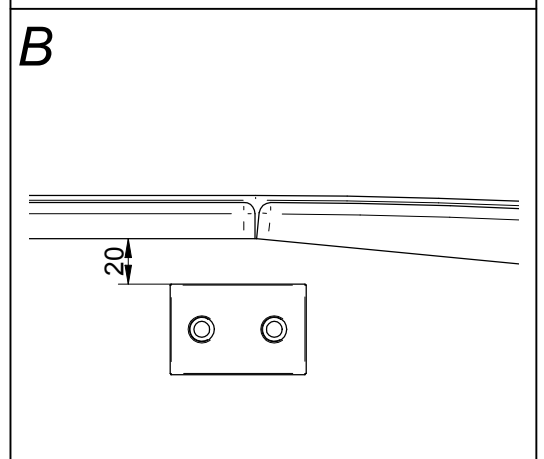
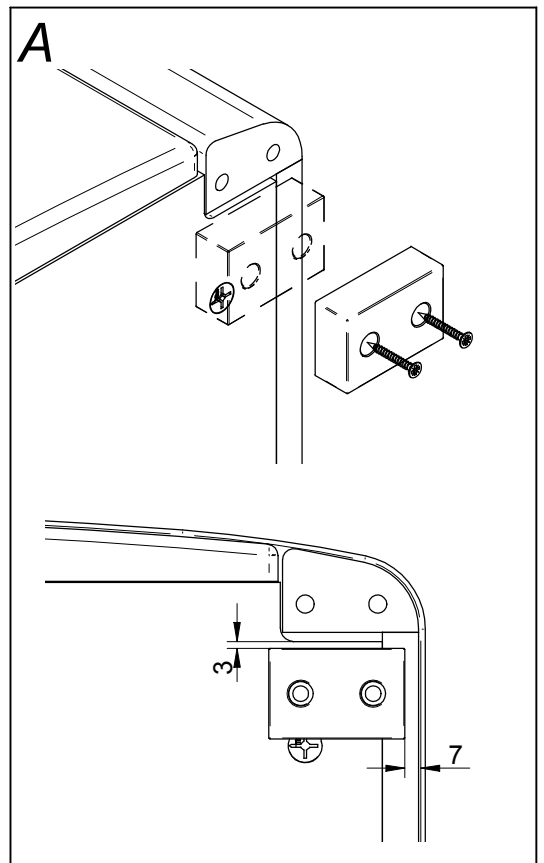
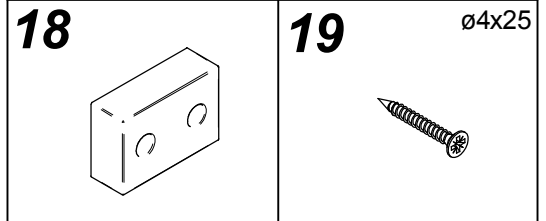
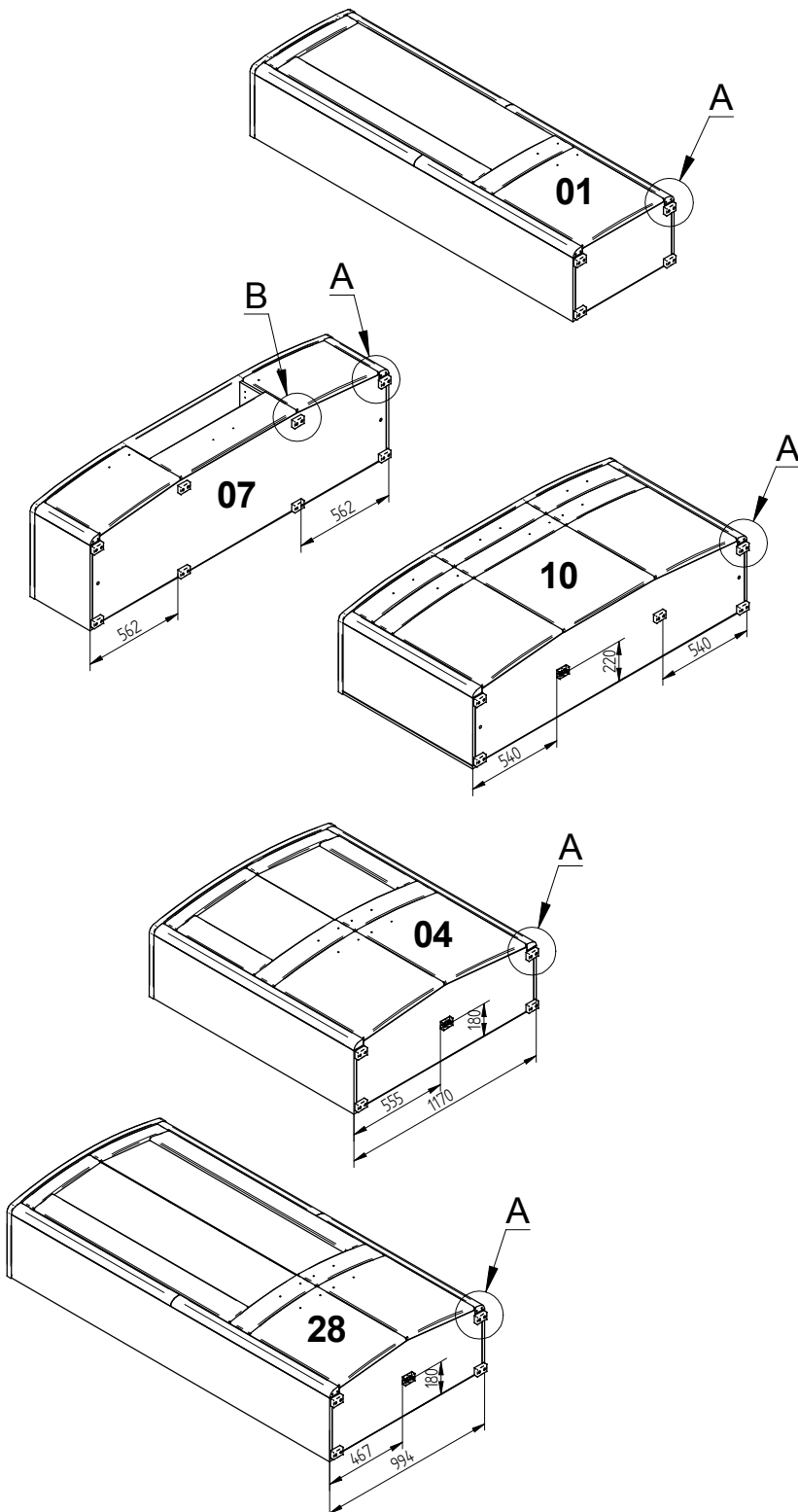
max. 3kg

MONTAGEANLEITUNG DES ZUSAMMENSTELLUNG
MONTÁŽNY NÁVOD NA ZOSTAVU
ASSEMBLY INSTRUCTIONS


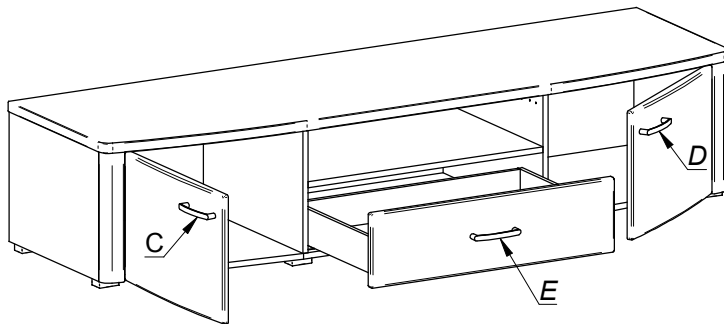
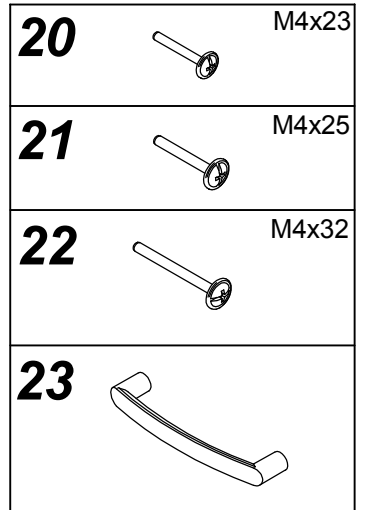
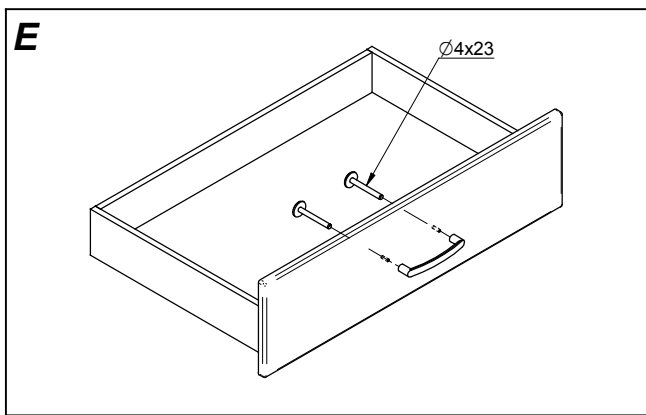
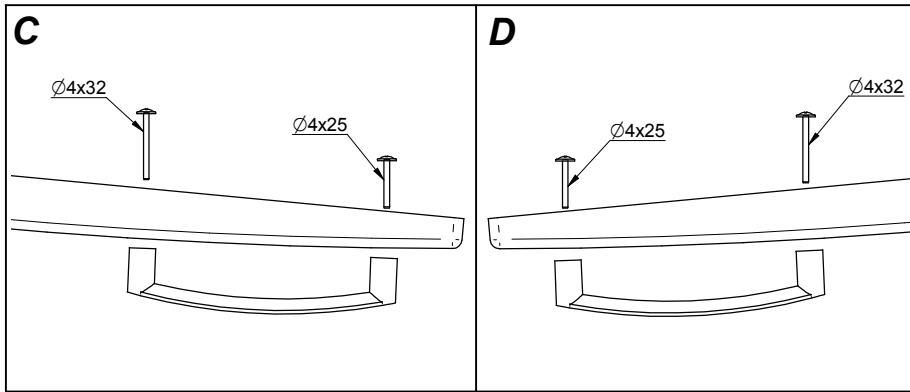
RONCO

MN 95/01

1

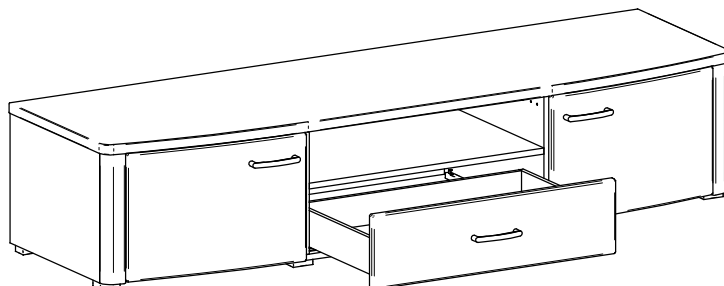


2




3

SCHUBLADENEINSTELLUNG FGV / REKTIFIKÁCIA ZÁSUVKY FGV /
DRAWERS JUSTIFICATION

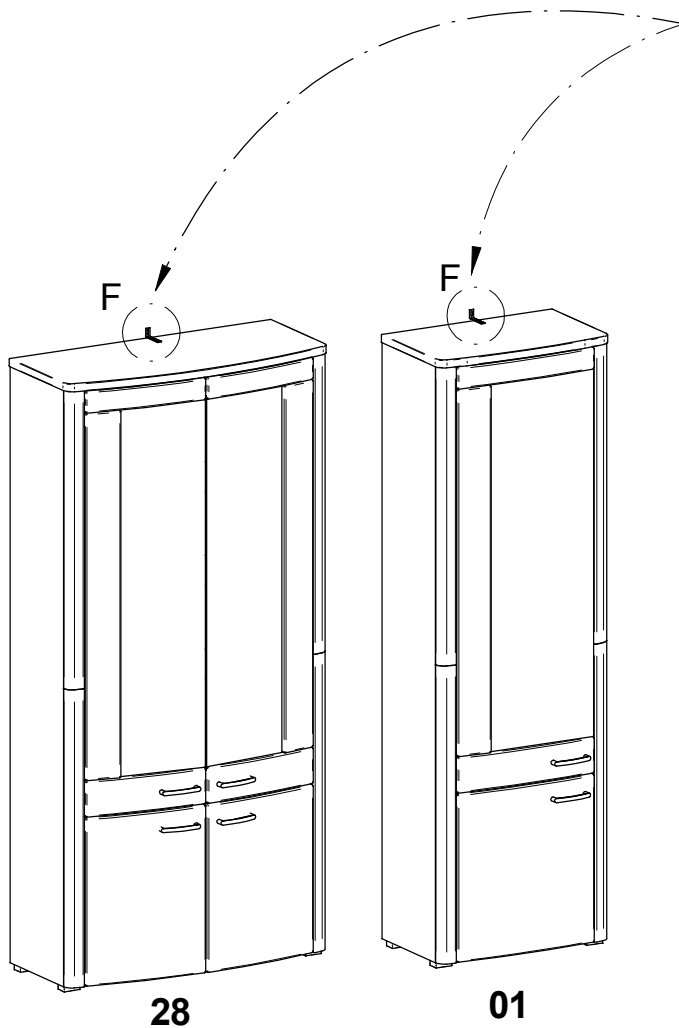


4

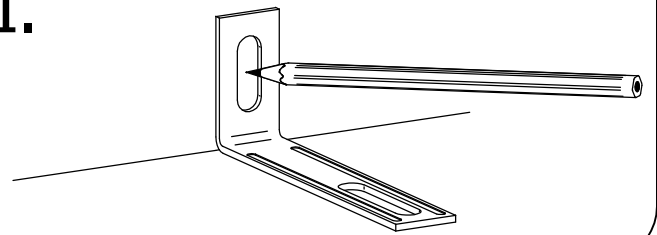
SICHERHEITSWINKEL (VERHINDERT DAS UMKIPPEN DES SCHRANKES) BEZPEČNOSTNÝ VINKEL (ZABRAŇUJE PREVRHNUTIU SKRINKY)



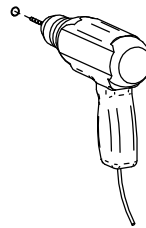
*NICHT BEINHALTET IM BESCHLAGBEUTEL!
*NIE JE SÚČASŤOU KOVANIA!
*Not included in fittings bag!




I.




II.



III.



IV.



WICHTIGER HINWEIS

Schraube (25) ist für die Befestigung des Sicherheitswinkels (24) auf dem Schrank bestimmt. Des weiteren werden Sie noch Schraube (17*) und Dübel (16*) für die Befestigung des Sicherheitswinkels in die Mauer (Wand) gebrauchen. Schraube und Dübel wählen Sie bitte nach dem Material, aus dem die Mauer (Wände) bestehen. Falls Sie sich nicht sicher sind, welche Schraube (17*) und Dübel (16*) Sie gebrauchen, wenden Sie bitte an nächsten Fachhandel.


DÔLEŽITÉ UPOZORNENIE

Skrutka (25) je určená na upevnenie bezpečnostného kovania (24) ku skrinke. Okrem toho budete potrebovať skrutku (17*) a hmoždinku (*16) na pripevnenie kovania k stene. Tieto si zvolíte podľa druhu steny. Ak nie ste si istý, aký druh skrutky a hmoždinky potrebujete, kontaktujte najbližšie železiarstvo.

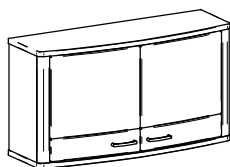
IMPORTANT CAUTION

Screw (25) is intended for fixation security angle (24) to cabinet. In addition to this, will be needed screw (17*) for fixation security angle (16*) to wall. This screws choose depending on wall material. If you don't know which kind of screws or dowels do you need, ask in hardware store or in furniture shop.

5



05



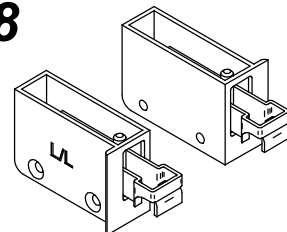
06

27

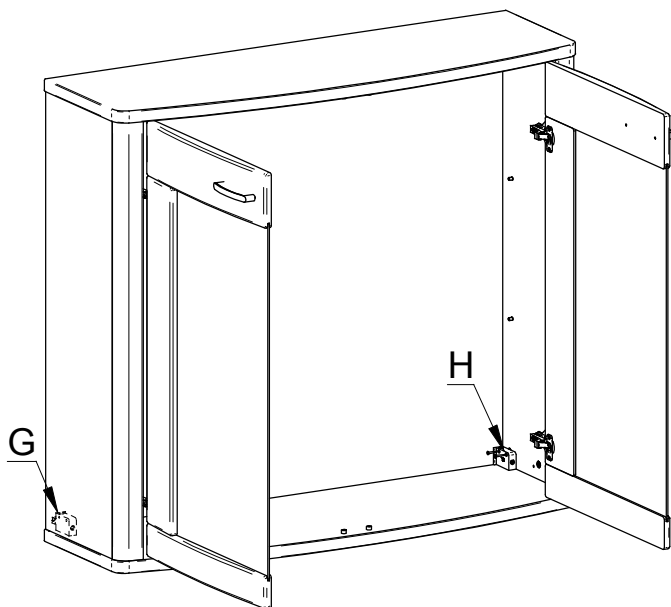
ø4x30
x4



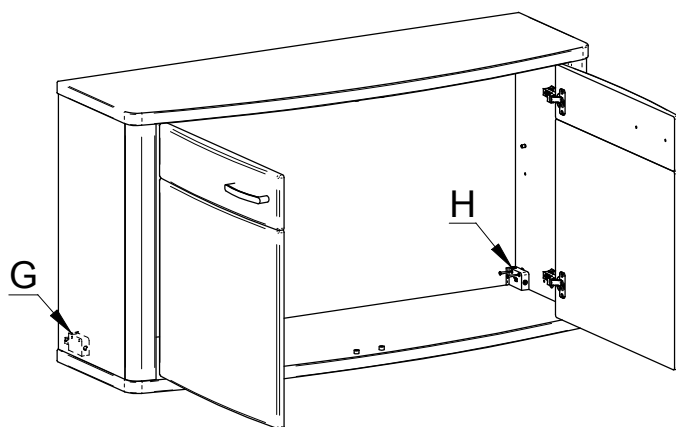
28



Bei der Montage des Hängebeschlages drehen Sie den Schrank um 180 Grad um - auf Oberboden.
Pri montáži závesného kovania otočte skrinku o 180 stupňov - na horné dno.
By assembling of hanging fittings rotate the cabinet by 180 degrees.

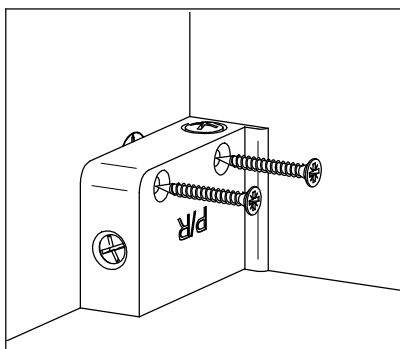


Type/Typ 05

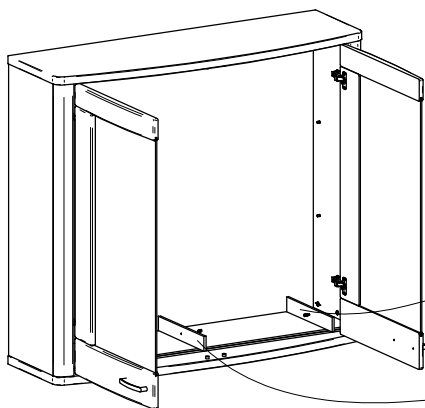
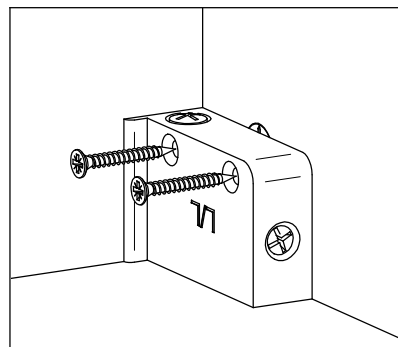


Type/Typ 06

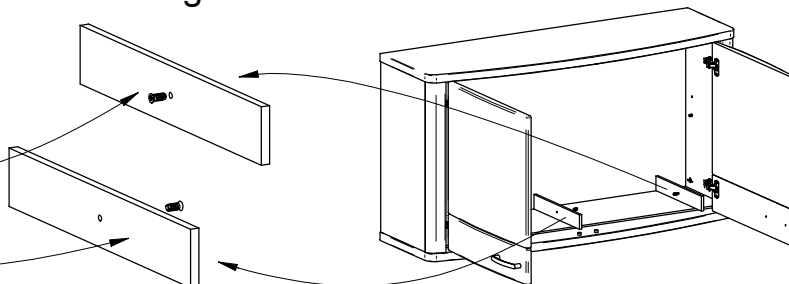
G



H



demontage / demontaž / remove

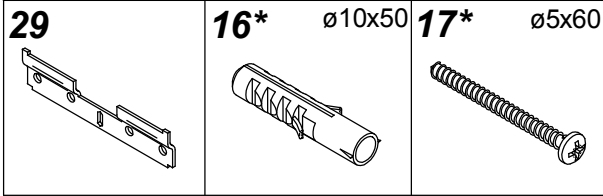


Type/Typ 05,06

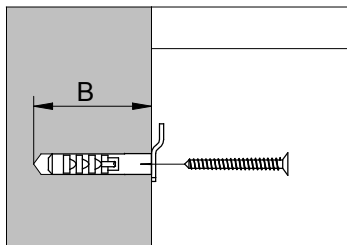
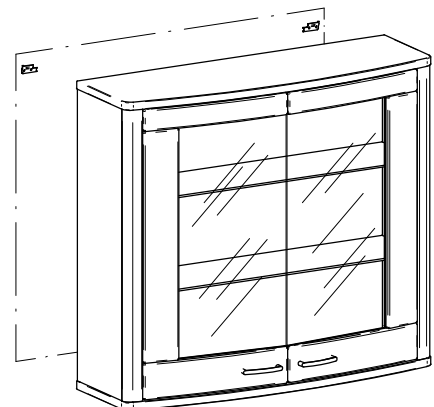
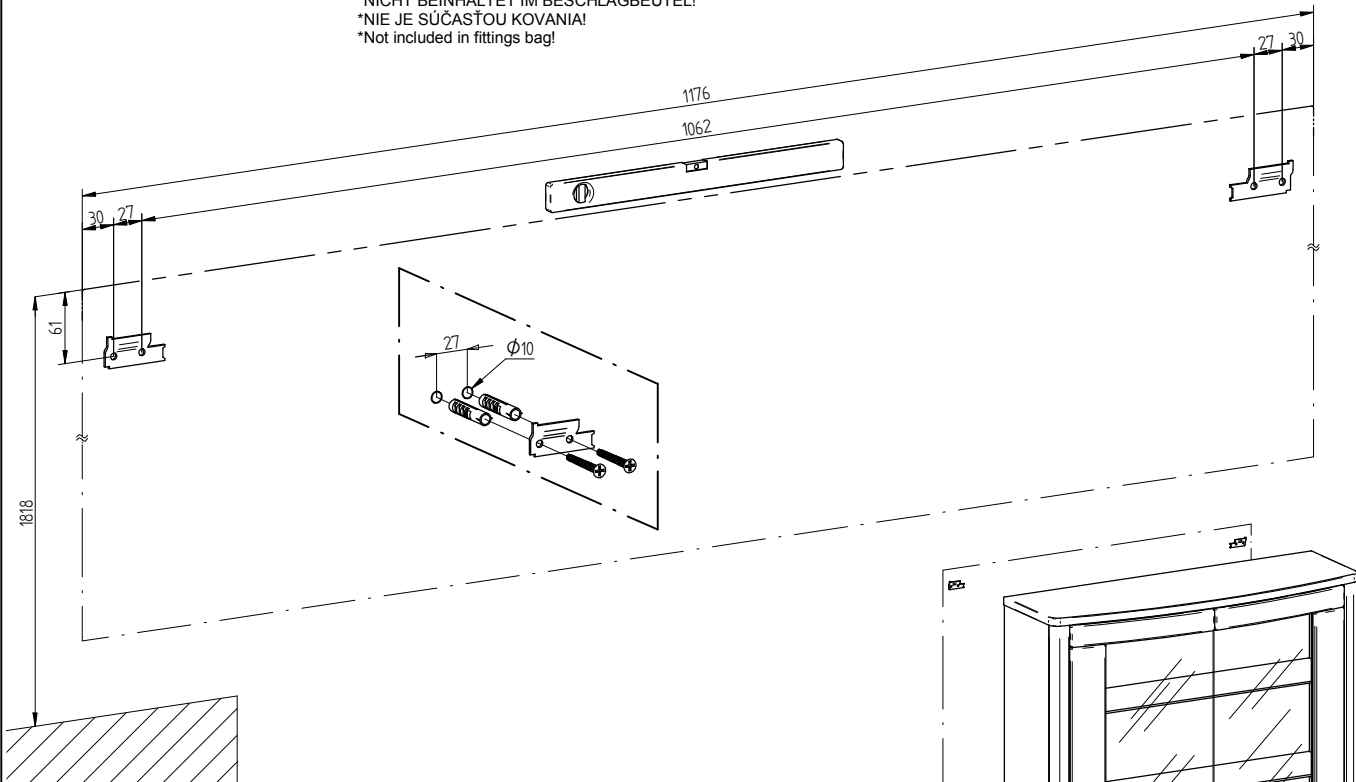
6

MONTAGE DER HÄNGESSCHRANKE / MONTÁŽ ZÁVESNÝCH SKRÍŇÍ / ASSEMBLY OF HANGING CABINETS

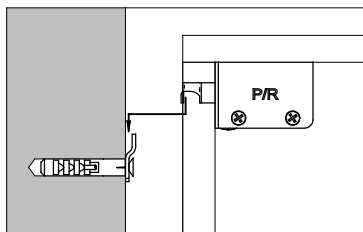
Type/Typ 05




*NICHT BEINHALTET IM BESCHLAGBEUTEL!
*NIE JE SÚČASŤOU KOVANANIA!
*Not included in fittings bag!



Bohrungstiefe/
hĺbka vrtania/
drilling depth B > 50mm



Gesamtbelastung des Schrankes: max. 15kg
Max.loading of cabinet: max. 15 kg



Kombi 64

*Befestigungsdübel und Schraube sind kein Bestandteil der Verpackung. Es ist nötig, einen geeigneten Dübel und Schrauben zu wählen, je nach der Tragfähigkeit und Zusammensetzung der Mauer, an die Schränke gehängt werden.
Falls Sie sich nicht sicher sind, welcher Typ von Dübel und Schrauben Sie brauchen, nehmen Sie Kontakt mit dem nächsten Fachhandel auf.

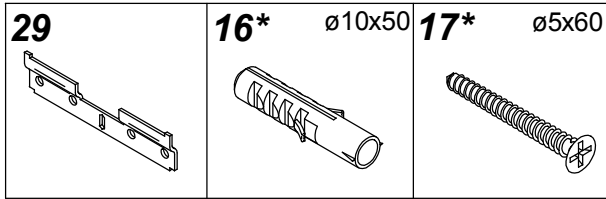
*Upevňovacia hmoždinka a skrutka nie sú súčasťou balenia. Je nutné, zvoliť vhodnú hmoždinku a skrutku vzhľadom na nosnosť a typ steny, na ktorú nábytok vešiare.
Ak nie ste si istý, aký druh hmoždinky a skrutky potrebujete, kontaktujte najbližšie železiarstvo.

*Fixing dowel and screw are not included. Is necessary to choose suitable dowels and screws for wall, on which will be cabinets mounted (capacity and kind of wall). If you dont know which kind of screws or dowels do you need, contact your hardware store.


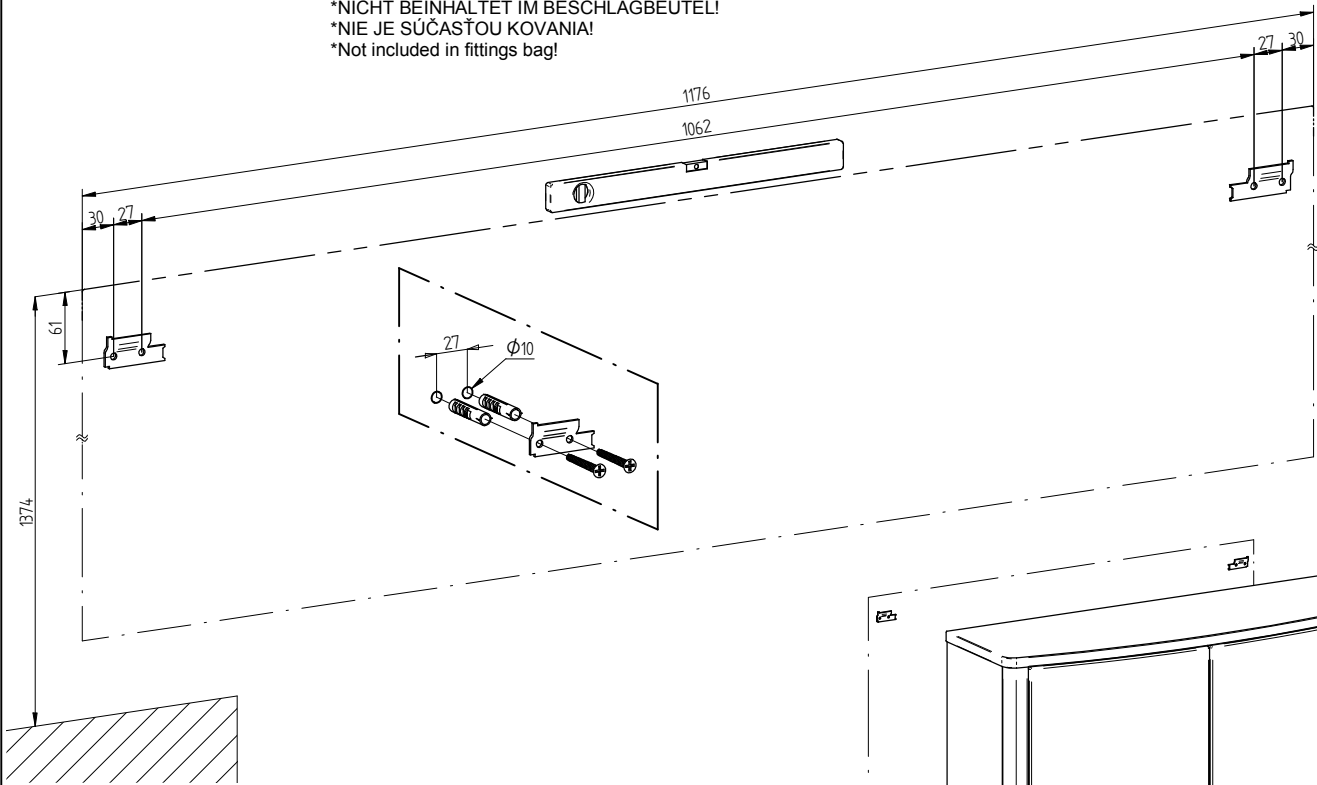
7

MONTAGE DER HÄNGESSCHRANKE / MONTÁŽ ZÁVESNÝCH SKŘÍŇÍ / ASSEMBLY OF HANGING CABINETS

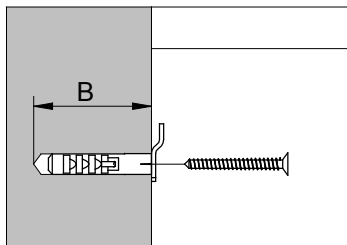
Type/Typ 06



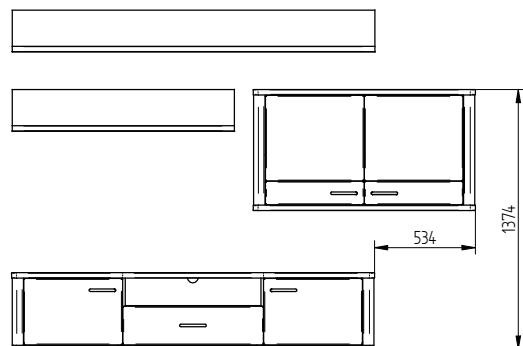
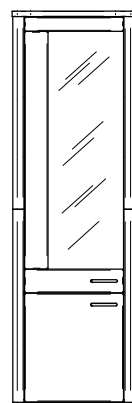
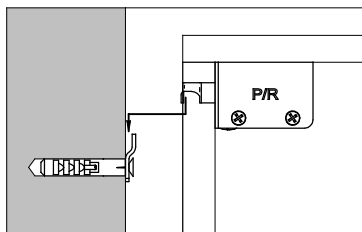
*NICHT BEINHALTET IM BESCHLAGBEUTEL!
 *NIE JE SÚČASŤOU KOVANIA!
 *Not included in fittings bag!



Gesamtbelastung des Schrankes: max. 15kg
 Max.loading of cabinet: max. 15kg



Bohrungstiefe/
 hĺbka vrtania/
 drilling depth B > 50mm



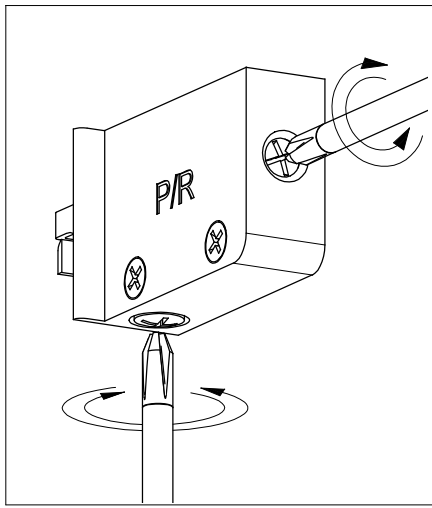
Kombi 62

*Befestigungsdübel und Schraube sind kein Bestandteil der Verpackung. Es ist nötig, einen geeigneten Dübel und Schrauben zu wählen, je nach der Tragfähigkeit und Zusammensetzung der Mauer, an die Schränke gehängt werden.
 Falls Sie sich nicht sicher sind, welcher Typ von Dübel und Schrauben Sie brauchen, nehmen Sie Kontakt mit dem nächsten Fachhandel auf.

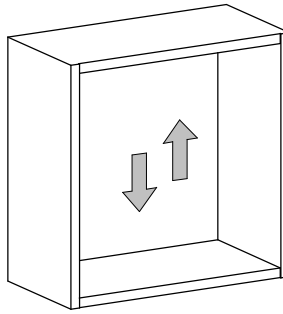
*Upevňovacia hmoždinka a skrutka nie sú súčasťou balenia. Je nutné, zvoliť vhodnú hmoždinku a skrutku vzhľadom na nosnosť a typ steny, na ktorú nábytok vešiare.
 Ak nie ste si istý, aký druh hmoždinky a skrutky potrebujete, kontaktujte najbližšie železiarstvo.

*Fixing dowel and screw are not included. Is necessary to choose suitable dowels and screws for wall, on which will be cabinets mounted (capacity and kind of wall). If you dont know which kind of screws or dowels do you need, contact your hardware store.

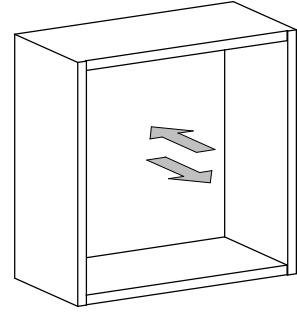
8



(A)
HÖHENEINSTELLUNG
 výškové nastavenie skrinky
 height adjustment



(B)
TIEFENEINSTELLUNG
 hĺbkové nastavenie skrinky
 depth adjustment



9

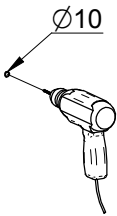


Typ 08

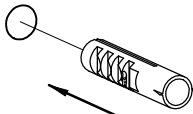


Typ 09

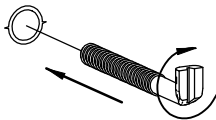
8.1



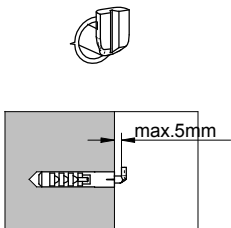
8.2



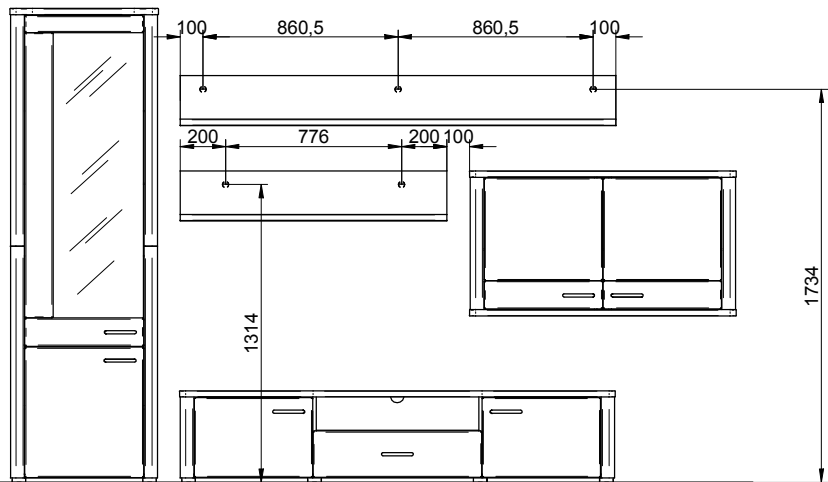
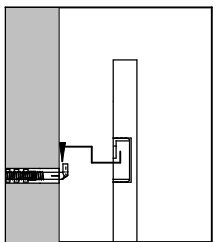
8.3



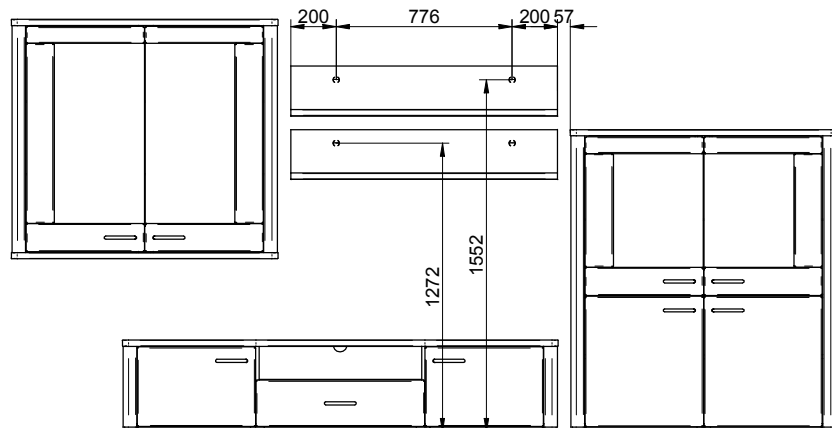
8.4



8.5



Kombi 62



Kombi 64

*Befestigungsdübel ist kein Bestandteil der Verpackung. Es ist nötig, einen geeigneten Dübel zu wählen, je nach der Tragfähigkeit und Zusammensetzung der Mauer, an die Schränke gehängt werden. Falls Sie sich nicht sicher sind, welcher Typ von Dübel Sie brauchen, nehmen Sie Kontakt mit dem nächsten Fachhandel auf.

*Upevňovacia hmoždinka nie je súčasťou balenia. Je nutné, zvoliť vhodnú hmoždinku vzhľadom na nosnosť a typ steny, na ktorú nábytok vešiáte. Ak nie ste si istý, aký druh hmoždinky potrebujete, kontaktujte najbližšie železiarstvo.

*Fixing dowel and screw are not included. Is necessary to choose suitable dowels and screws for wall, on which will be cabinets mounted (capacity and kind of wall). If you dont know which kind of screws or dowels do you need, contact your hardware store.

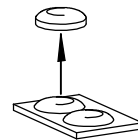
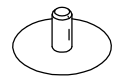
10

30Holzboden
Wood shelves

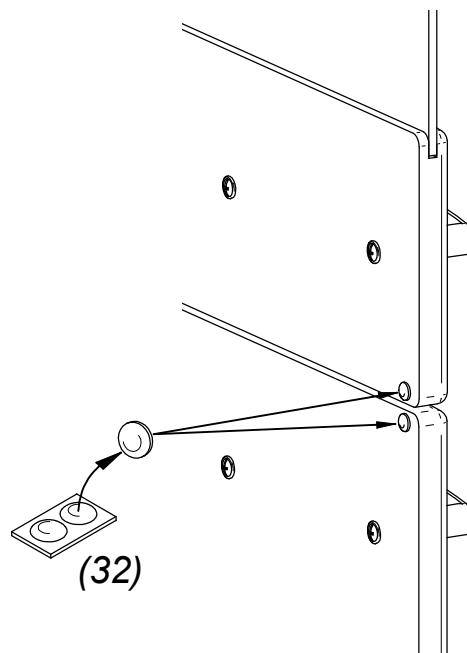
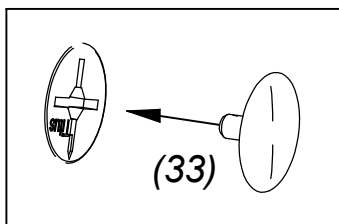
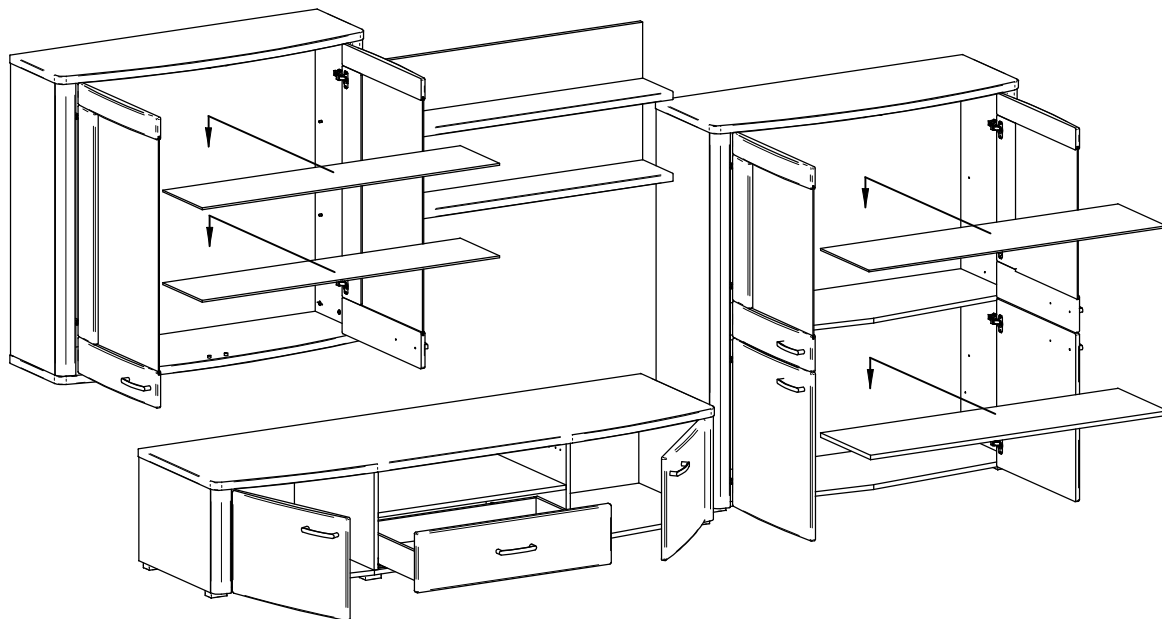
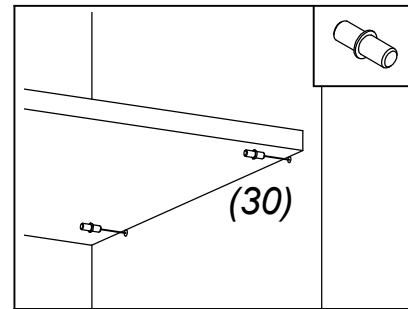
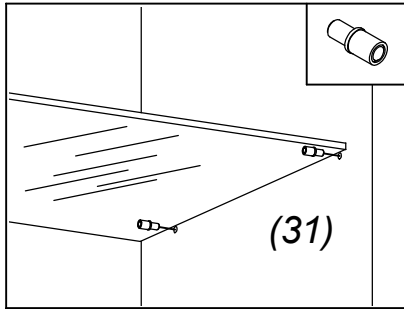
ø5

31Glassboden
Glass shelves

ø5

32**33**

ø15



Belastbarkeit des Bodens: Glassboden max. 2kg
Holzboden max. 5kg

Zaťažiteľnosť polic: policu sklenenú max. 2kg
policu drevenú max. 5kg

Max. loading of shelves: Glass shelves max. 2kg
Wooden shelves max. 5kg