


SANTRA




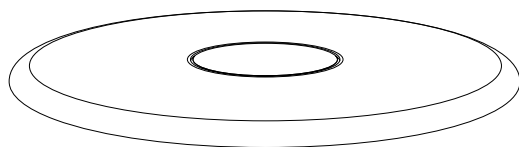



Diagram illustrating assembly instructions and warnings:

- Warning 1:** A crossed-out power drill icon indicates that power tools should not be used for assembly.
- Warning 2:** A crossed-out icon of a block being lifted from a surface indicates that the table should be placed on a soft surface to prevent damage.
- Time:** A clock icon with the text "10'" indicates an estimated assembly time of 10 minutes.
- Person:** An icon of a person with the text "1" indicates that one person is required for assembly.

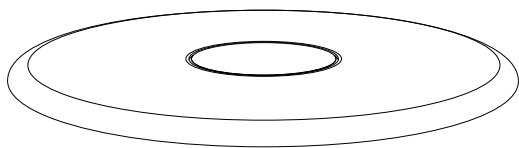
A



B




A



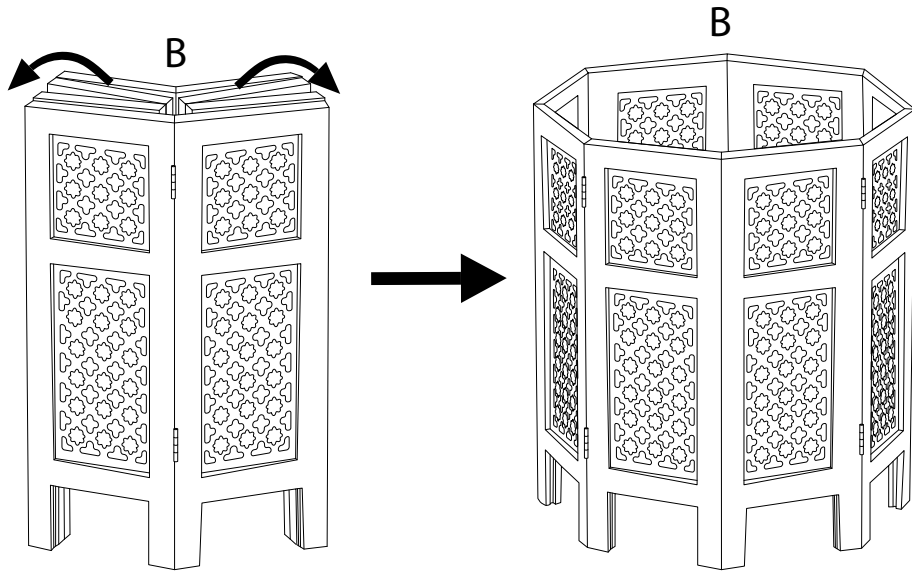
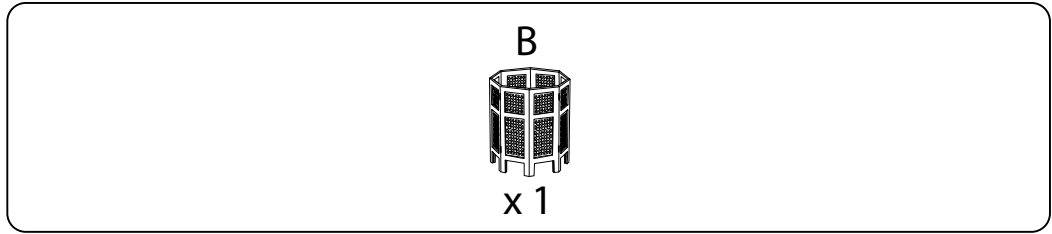
x 1

B



x 1

1



2

